

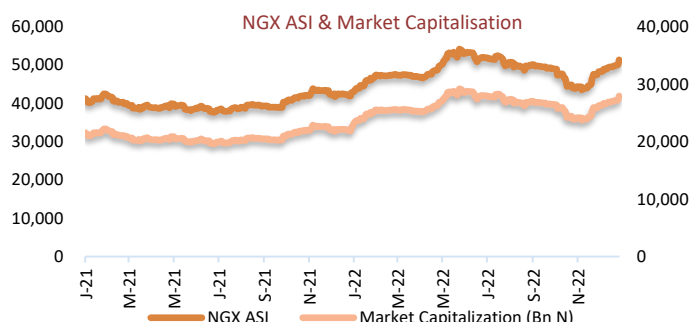


Cowry Daily Market Insight 28 February 2023

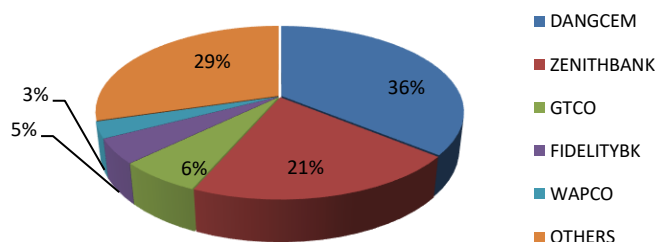
MPR: 17.50%
Jan'23 Inflation Rate: 21.82%
Q4 2022 Real GDP: 3.52%

NGX Index Rises Further by 0.89% on Sustained Bullish Sentiment; NIBOR Falls for Most Tenor Bucket amid Boost in Financial System Liquidity...

Bargain hunters still had a field day on the local bourse today as the All-Share index ballooned by 0.89% to close at 55,806.26 points. Specifically, buy pressure was witnessed on mid and large-cap stocks such as MRS (+10.00%), STANBIC (9.88%), OANDO (+9.09%), WAPCO (+5.38%), GEREGU (+5.35%), and GUINNESS (+3.70%) as they all closed in green territory. Given the sustained positive trend, the year-to-date gain of the index climbed to 8.89% even as the Exchange printed a higher number of gainers (36) than losers (10). Moreover, the sub-sector gauges were largely positive: the NGX Banking, NGX Insurance, NGX Oil/Gas, and NGX Industrial Indices rose by 1.68%, 0.28%, 0.41%, and 1.40%, respectively. However, the NGX Consumer Goods Index fell by 0.09%. In the broader market, the NGX Premium and the NGX-30 index increased by 126 basis points and 89 basis points, respectively. Meanwhile, trading activity increased, with total deals, volume, and value rising by 39.20%, 58.35%, and 184.78%, respectively, to 4,435 trades, 237.17 million units, and N4.39 billion. In terms of volume, FIDELITYBK was the most active stock, with 39.98 million shares worth N201.97 million changing hands in 223 deals.



Today's biggest transactions by %age of total naira votes



TENOR	NIBOR as @ 28/02/2023	NIBOR as @ 27/02/2023	PPT
Overnight	10.6900	10.6900	0.00
1 Month	10.6800	11.5000	(0.82)
3 Months	11.2500	12.1300	(0.88)
6 Months	12.0000	13.0000	(1.00)

Source: FMDQ

TENOR	NITTY as @ 28/02/2023	NITTY as @ 27/02/2023	PPT
1Month	3.1100	2.9100	0.20
3 Months	4.2100	3.8600	0.35
6 Months	5.0700	4.7300	0.34
12 Months	6.6600	5.9800	0.68

Source: FMDQ

Bond Name	Maturity (Years)	Bid Price	Daily Δ	Offer yield	Yield YTD PPT Δ
16.29% FGN MAR 2027	10	109.94	0.00	13.04%	-0.009
12.50% FGN MAR 2035	15	87.64	0.43	14.71%	0.012
16.25% FGN APR 2037	20	102.91	0.49	15.72%	0.011
12.98% FGN MAR 2050	30	85.64	0.00	15.20%	0.012

Source: FMDQ

Eurobond Name	Maturity (Years)	Bid Price	Daily Δ	Offer Yield	Yield YTD PPT Δ
6.375% JUL 12, 2023	10	98.17	0.04	11.55%	0.025
7.69% FEB 23, 2038	20	70.49	(0.76)	11.98%	-0.005
7.62% NOV 28, 2047	30	67.43	(0.83)	11.67%	-0.006

Source: FMDQ

MARKET STATISTICS	CLOSE	PREVIOUS	TODAY'S %	YTD %
All Share Index (ASI)	55,806.26	55,328.42	0.86	8.888
Deals	4,435	3,186	39.20	
Volume (millions)	237.17	149.78	58.35	
Value (₦ Millions)	4,392.67	1,542.50	184.78	
Market Cap (₦ billions)	30,400.66	30,140.35	0.86	8.904

SECTORED INDICES	CLOSE	PREVIOUS	TODAY'S % Δ
NGX BANKING	466.76	459.03	1.68
NGX INSURANCE	179.55	179.05	0.28
NGX CONSUMER GOODS	673.39	673.99	(0.09)
NGX OIL/GAS	565.38	563.06	0.41
NGX INDUSTRIAL	2,517.77	2,482.94	1.40

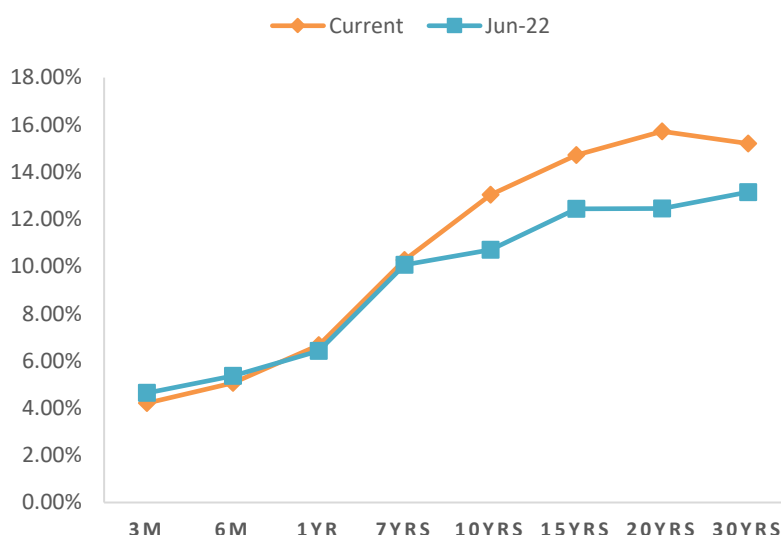
Source: NGX, Cowry Research

IMPORTANT DISCLOSURES

This report is produced by the Research Desk, Cowry Asset Management Limited (COWRY) as a guideline for Clients that intend to invest in securities on the basis of their own investment decision without relying completely on the information contained herein. The opinion contained herein is for information purposes only and does not constitute any offer or solicitation to enter into any trading transaction. While care has been taken in preparing this document, no responsibility or liability whatsoever is accepted by any member of COWRY for errors, omission of facts, and any direct or consequential loss arising from the use of this report or its contents.



FGN NAIRA YIELD CURVE



USD/NGN Exchange Rate	28/02/2023	Previous	Daily %
I&E FX	₦462.00	₦462.00	0.00%
Parallel	₦762	₦760	0.26%

Major Currencies	28/02/2023	Daily %	Yearly %
EURUSD	1.0628	0.20%	-4.47%
GBPUSD	1.212	0.48%	-9.00%
USDCHF	0.936	0.01%	1.85%
USDRUB	74.92	0.00%	-28.72%
AUDUSD	0.674	0.10%	-7.00%
NZDUSD	0.617	0.12%	-8.68%
USDJPY	136.716	0.38%	19.01%
USDCNY	6.95	-0.06%	10.08%
USDINR	82.57	-0.09%	8.99%

Commodities	28/02/2023	Daily%	Yearly %
Crude Oil, \$/bbl.	77.31	2.15%	-22.82%
Brent, \$/bbl.	83.782	2.12%	-17.13%
Natural Gas, \$/MMBtu	2.662	-2.54%	-41.66%
Coal, \$/T	196.5	-6.07%	-28.42%
Gold, \$/t.oz	1813.97	-0.18%	-6.70%
Wheat, \$/Bu	692.03	-0.57%	-28.44%
Palm Oil, MYR/T	4142	-1.96%	-38.75%
Cocoa, \$/T	22.07	-0.09%	20.34%

Money Market

NIBOR fell across the board for most maturities tracked as gauges of money market stress eased and banks with liquidity requested lower rates. Notably, short-term benchmark rates, such as the open repo rate (OPR), stayed stable at 10.50%, while the overnight lending rate (OVN) rose to 10.83% (from 10.81%).

Meanwhile, NITTY rose across the board for all tenor buckets tracked, despite the average secondary market yield on T-bills remaining unchanged at 4.04%.

Bond Market

In the OTC bond market, the prices of plain vanilla FGN bonds were relatively flat for the majority of the maturities examined. Consequently, the average secondary market yield remained flat at 13.27%. The 15-year and 20-year debt yields were richer by 9 basis points apiece as their corresponding yields contracted to 14.71% (from 14.80%) and 14.80% (from 15.81%), respectively. Notably, 10-year and 30-year bond yields remained steady at 13.04% and 15.20%, respectively.

Elsewhere, the value of the FGN Eurobond decreased for all of the maturities amid sustained bearish sentiment. Notably, the average secondary market yield expanded to 11.82%.

Foreign Exchange Market

The Naira traded flat against the greenback, exchanging at N462 at the I&E windows. However, the parallel market appreciated by 0.26% to N762 from N760.

Global Commodity Market

As of 3:30 p.m. GMT+1, Brent crude is up 2.12% to \$83.78 a barrel. Similarly, WTI crude rose 2.15% to \$77.31 per barrel.

Oil futures surged on Tuesday, supported by strong optimism about the probable rise in Chinese energy demand.

Gold was trading below \$1815 per ounce (-0.18%) as the US dollar and 10-year Treasury bond yields rose slightly.

Source: FMDQ, Trading Economics, OilPrice.com, Cowry Research

IMPORTANT DISCLOSURES

This report is produced by the Research Desk, Cowry Asset Management Limited (COWRY) as a guideline for Clients that intend to invest in securities on the basis of their own investment decision without relying completely on the information contained herein. The opinion contained herein is for information purposes only and does not constitute any offer or solicitation to enter into any trading transaction. While care has been taken in preparing this document, no responsibility or liability whatsoever is accepted by any member of COWRY for errors, omission of facts, and any direct or consequential loss arising from the use of this report or its contents.



Cowry Daily Market Insight 28 February 2023

Corporate Bond Issuer	Description	Issue Date	Maturity Date	Coupon (%)	Yield (%)	Daily Δ
FLOUR MILLS OF NIGERIA PLC	10.00 FLOURMILLS IIIA 27-FEB-2023	27-Feb-20	27-Feb-23	10.00	5.50	-0.31
*C & I LEASING PLC	16.54 C&I LEASING I 11-JUN-2023	11-Jul-18	11-Jun-23	16.54	4.67	-0.85
STERLING INV. MGT. PLC	16.50 STERLING INV. 3-AUG-2023	03-Aug-16	03-Aug-23	16.50	5.65	0.98
MIXTA REAL ESTATE PLC	16.50 MIXTA IIA 12-OCT-2023	12-Oct-18	12-Oct-23	16.50	11.36	5.90
MIXTA REAL ESTATE PLC	17.75 MIXTA IIB 12-OCT-2023	12-Oct-18	12-Oct-23	17.75	6.00	-5.15
FLOUR MILLS OF NIGERIA PLC	16.00 FLOURMILLS II 30-OCT-2023	01-Nov-18	30-Oct-23	16.00	6.12	0.37
STANBIC IBTC	15.75 STANBIC I 5-DEC-2023	17-Dec-18	05-Dec-23	15.75	6.51	0.75
FCMB LIMITED	17.25 FCMB III 8-DEC-2023	09-Dec-16	08-Dec-23	17.25	8.35	2.22
DANGOTE CEMENT PLC	11.25 DANGCEM IA 30-MAY-2024	26-May-21	30-May-24	11.25	14.21	6.49
FLOUR MILLS OF NIGERIA PLC	11.10 FLOURMILLS IIIB 27-FEB-2025	27-Feb-20	27-Feb-25	11.10	11.49	-1.99
LAPO MFB SPV PLC	13.00 LAPO MFB II 30-MAR-2025	30-Mar-20	30-Mar-25	13.00	13.22	2.39
DANGOTE CEMENT PLC	12.50 DANGCEM I 30-APR-2025	24-Apr-20	30-Apr-25	12.50	4.53	-8.09
CERPAC RECEIVABLES FUNDING SPV PLC	15.25 CERPAC-SPV I 7-MAY-2025	07-May-18	07-May-25	15.25	10.33	5.80
UNITED CAPITAL PLC	12.50 UNICAP I 28-MAY-2025	28-May-20	28-May-25	12.50	3.91	-5.78
CERPAC RECEIVABLES FUNDING SPV PLC	15.50 CERPAC-SPV II 15-JUL-2025	11-Jul-18	15-Jul-25	15.50	12.89	9.02
PARTHIAN PARTNERS FUNDING SPV PLC	13.50 PAPF SPV I 27-Jul-2025	27-Jul-22	27-Jul-25	13.50	12.36	-0.12
UNION BANK OF NIGERIA PLC	15.75 UNION II 3-SEP-2025	07-Sep-18	03-Sep-25	15.75	14.80	2.78
STERLING INV. MGT. PLC	16.25 STERLING INV. II 6-OCT-2025	05-Oct-18	06-Oct-25	16.25	14.88	0.35
WEMA FUNDING SPV PLC	16.50 WEMA FUNDING SPV II 12-OCT-2025	12-Oct-18	12-Oct-25	16.50	13.69	-0.93
CORONATION MB FUNDING SPV PLC	6.25 CORO MB SPV I 30-NOV-2025	30-Nov-20	30-Nov-25	6.25	12.35	-1.17
FLOUR MILLS OF NIGERIA PLC	5.50 FLOURMILLS IV A 15-DEC-2025	14-Dec-20	15-Dec-25	5.50	10.13	-2.08
CARDINALSTONE FINANCING SPV PLC	7.00 CARDINAL SPV I 30-DEC-2025	30-Dec-20	30-Dec-25	7.00	12.59	3.17
FSDH FUNDING SPV PLC	8.50 FSDH SPV PLC IA 16-FEB-2026	16-Feb-21	16-Feb-26	8.50	12.59	0.01
FSDH FUNDING SPV PLC	8.00 FSDH SPV PLC IB 16-FEB-2026	16-Feb-21	16-Feb-26	8.00	12.28	-0.31
MECURE INDUSTRIES FUNDING SPV PLC	13.00 MECURE SPV PLC I 31-MAR-2026	31-Mar-21	31-Mar-26	13.00	12.98	1.42
DANGOTE CEMENT PLC	12.50 DANGCEM IB 30-MAY-2026	26-May-21	30-May-26	12.50	14.08	1.09
ACCESS BANK PLC	15.50 ACCESS BANK 23-JUL-2026	23-Jul-19	23-Jul-26	15.50	13.43	-0.40
MTN NIGERIA COMMUNICATIONS PLC	13.50 MTNN IA 30-SEP-2026	30-Sep-22	30-Sep-26	13.50	11.73	-1.70
SUNDRY FOODS FUNDING SPV PLC	13.50 SUNDRY SPV PLC I 15-DEC-2026	15-Dec-21	15-Dec-26	13.50	12.92	1.76
EAT & GO FINANCE SPV PLC	14.25 EAT & GO FINANCE SPV 17-DEC-2026	17-Dec-19	17-Dec-26	14.25	14.19	1.96
DANGOTE CEMENT PLC	11.85 DANGCEM IIA 30-APR-2027	27-Apr-22	30-Apr-27	11.85	13.60	-0.58
AXXELA FUNDING 1 PLC	14.30 AXXELA I 20-MAY-2027	20-May-20	20-May-27	14.30	15.63	2.42
ACCELEREX SPV PLC	14.00 ACSP I 15-JUN-2027	15-Jun-22	15-Jun-27	14.00	17.39	1.76

www.cowryasset.com

IMPORTANT DISCLOSURES

This report is produced by the Research Desk, Cowry Asset Management Limited (COWRY) as a guideline for Clients that intend to invest in securities on the basis of their own investment decision without relying completely on the information contained herein. The opinion contained herein is for information purposes only and does not constitute any offer or solicitation to enter into any trading transaction. While care has been taken in preparing this document, no responsibility or liability whatsoever is accepted by any member of COWRY for errors, omission of facts, and any direct or consequential loss arising from the use of this report or its contents.



Cowry Daily Market Insight 28 February 2023

Corporate Bond Issuer	Description	Issue Date	Maturity Date	Coupon (%)	Yield (%)	Daily Δ
NOVAMBL INVESTMENTS SPV PLC	12.00 NOVAMBL SPV I 23-JUL-2027	23-Jul-20	23-Jul-27	12.00	15.53	-1.85
UNICAP	15.00 UNICAP II 14-SEP-2027	14-Sep-22	14-Sep-27	15.00	14.27	-1.26
*NMRC	7.20 NMRC III 2-NOV-2027	02-Nov-20	02-Nov-27	7.20	12.44	-1.42
VIATHAN FUNDING PLC	16.00 VIATHAN (GTD) 14-DEC-2027	15-Dec-17	14-Dec-27	16.00	15.44	3.10
FLOUR MILLS OF NIGERIA PLC	6.25 FLOURMILLS IV B 14-DEC-2027	14-Dec-20	14-Dec-27	6.25	12.76	-2.68
BUA CEMENT PLC	7.50 BUACEM I 30-DEC-2027	30-Dec-20	30-Dec-27	7.50	14.70	1.94
MTN NIGERIA COMMUNICATIONS PLC	13.00 MTN COM PLC I 5-MAY-2028	05-May-21	05-May-28	13.00	15.00	0.31
DANGOTE CEMENT PLC	13.50 DANGCEM IC 30-MAY-2028	26-May-21	30-May-28	13.50	14.70	-0.23
C&I LEASING PLC	15.50 C&I LEASING II 3-JUN-2028	03-Jun-21	03-Jun-28	15.50	16.02	1.32
CERPAC RECEIVABLES FUNDING SPV PLC	14.50 CERPAC-SPV III 15-JUL-2028	10-Sep-21	15-Jul-28	14.50	13.42	-2.60
ARDOVA PLC	13.30 ARDOVA PLC IA 12-NOV-2028	12-Nov-21	12-Nov-28	13.30	16.15	2.72
EAT & GO FINANCE SPV PLC	13.25 EAT & GO FINANCE SPV 8-MAR-2029	08-Mar-22	08-Mar-29	13.25	15.27	-0.88
PRESCO PLC	12.85 PRESCO PLC 5-APR-2029	05-Apr-22	05-Apr-29	12.85	15.22	-0.05
DANGOTE CEMENT PLC	12.35 DANGCEM IIB 30-APR-2029	27-Apr-22	30-Apr-29	12.35	17.46	2.47
UNION BANK OF NIGERIA PLC	16.20 UNION III 27-JUN-2029	27-Jun-19	27-Jun-29	16.20	15.97	-1.26
DANGOTE INDUSTRIES FUNDING PLC	12.75 DANGIFP IA 19-JUL-2029	19-Jul-22	19-Jul-29	12.75	16.07	0.33
GEREGU POWER PLC	14.50 GERP I 28-JUL-2029	28-Jul-22	28-Jul-29	14.50	14.41	-1.66
*NMRC	14.90 NMRC I 29-JUL-2030	29-Jul-15	29-Jul-30	14.90	15.62	1.21
TSL SPV PLC	10.00 TSL SPV I (GTD) 6-OCT-2030	06-Oct-20	06-Oct-30	10.00	15.27	-0.34
FBNQ MB FUNDING SPV PLC	6.25 FBNQ MB SPV II 16-DEC-2030	16-Dec-20	16-Dec-30	6.25	15.28	0.18
FIDELITY BANK PLC	8.50 FIDELITY I 7-JAN-2031	07-Jan-21	07-Jan-31	8.50	17.12	2.01
PRIMERO BRT SECURITISATION SPV PLC	17.00 PRIMERO BRT-SPV 27-OCT-2031	24-May-19	27-Oct-31	17.00	15.27	-1.72
MTN NIGERIA COMMUNICATIONS PLC	12.75 MTN COM PLC II 4-NOV-2031	04-Nov-21	04-Nov-31	12.75	15.42	0.32
ARDOVA PLC	13.65 ARDOVA PLC IB 12-NOV-2031	12-Nov-21	12-Nov-31	13.65	15.04	-0.37
GPC-SPV COMPANY PLC	13.00 GPC SPV PLC (GTD) 23-NOV-2031	23-Nov-21	23-Nov-31	13.00	15.34	0.44
PAT DIGITAL INFRA FUND SPV PLC	13.25 PAT SPV PLC (GTD) 2-FEB-2032	02-Feb-22	02-Feb-32	13.25	15.94	0.79
DANGOTE CEMENT PLC	13.00 DANGCEM IIC 30-APR-2032	27-Apr-22	30-Apr-32	13.00	16.16	0.33
DANGOTE CEMENT PLC	13.00 DANGCEM IIC 30-APR-2032	19-Jul-22	19-Jul-32	13.50	15.46	-0.60
MTN NIGERIA COMMUNICATIONS PLC	14.50 MTNN IB 30-SEP-2032	30-Sep-22	30-Sep-32	14.50	15.12	-0.26
*NMRC	13.80 NMRC II 15-MAR-2033	21-May-18	15-Mar-33	13.80	15.84	0.95
GEL UTILITY FUNDING SPV PLC	15.15 GEL UTILITY-SPV (GTD) 28-AUG-2034	28-Aug-19	28-Aug-34	15.15	16.69	1.03
LFZC FUNDING SPV PLC	13.25 LFZC II 16-MAR-2042	10-May-22	16-Mar-42	13.25	16.68	0.00

www.cowryasset.com

IMPORTANT DISCLOSURES

This report is produced by the Research Desk, Cowry Asset Management Limited (COWRY) as a guideline for Clients that intend to invest in securities on the basis of their own investment decision without relying completely on the information contained herein. The opinion contained herein is for information purposes only and does not constitute any offer or solicitation to enter into any trading transaction. While care has been taken in preparing this document, no responsibility or liability whatsoever is accepted by any member of COWRY for errors, omission of facts, and any direct or consequential loss arising from the use of this report or its contents.